



NetSensor

cybersecurity intelligence

Imagine your company **invisible to hackers...**
...while still being **visible to your customers!**

Security Scorecard
Cybersecurity Posture Rating

October/November 2023



Sumário

Internationally recognized Security Posture.....	3
Excellence in Cybersecurity – by SecurityScorecard.....	4
Excellence in Cybersecurity – by RiskRecon.....	5
NetSensor’s Security Scorecard.....	6
NetSensor’s Industry Standards Compliance.....	7



Internationally recognized Security Posture

NetSensor's security posture is internationally recognized by two of the largest and most prestigious risk rating companies in the world, SecurityScorecard and Mastercard RiskRecon. Both companies give NetSensor an “A” rating for cybersecurity posture.

Perfect score

NetSensor joined the illustrious and select group of companies that achieved the so-called "Perfect Score", achieving the maximum score in the ranking for all evaluation criteria, both from SecurityScorecard and Mastercard RiskRecon.

Who is SecurityScorecard?

SecurityScorecard is a global leader in the segment, with a prominent position in Gartner and Forrester, and is widely recognized for its comprehensive and rigorous assessment of the security practices of companies around the world. Its in-depth assessments include continuous vulnerability monitoring, cross-domain security ratings, and industry benchmarks.

Trusted by 98% of the Fortune 500, 70% of the Fortune 1000, 8 out of the top 10 largest insurance companies in the world and 9 out of the top 10 banking institutions, SecurityScorecard's credibility is widely respected in the cybersecurity landscape.

Who is Mastercard RiskRecon

RiskRecon is a Mastercard company, present on Gartner, which operates in the same segment as SecurityScorecard, making a comprehensive and rigorous assessment of the security practices of companies around the world.

Excellence in Cybersecurity - by SecurityScorecard

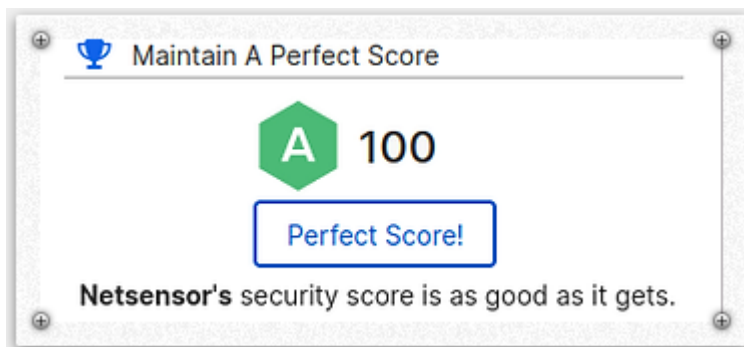
"A" Cybersecurity rating



NetSensor has an "A" rating in cybersecurity, given by the prestigious North American risk rating company SecurityScorecard.

This achievement not only reflects NetSensor's competence in cybersecurity, but also highlights its dedication to protecting both its customers and its own structure.

Perfect Score



In addition to recognition for our high security posture, NetSensor joined the illustrious and select group of companies that achieved the so-called "Perfect Score", achieving the maximum score in the ranking: 100/100. This group currently comprises less than 1% of companies evaluated by SecurityScorecard.



Excellence in Cybersecurity - by RiskRecon

"A" Cybersecurity rating with Perfect Score



NetSensor has an "A" rating in cybersecurity, given by Mastercard RiskRecon.

In addition to recognition for our high security posture, NetSensor joined the illustrious and select group of companies that achieved the maximum rating in all analysis criteria: 10/10.

Domain Ratings		
Domain	Rating	Issues
Software Patching	A 10	0
Application Security	A 10	0
Web Encryption	A 10	0
Network Filtering	A 10	0
Breach Events	A 10	0
System Reputation	A 10	0
Email Security	A 10	0
DNS Security	A 10	0
System Hosting	A 10	0



NetSensor's Security Scorecard

Board Report

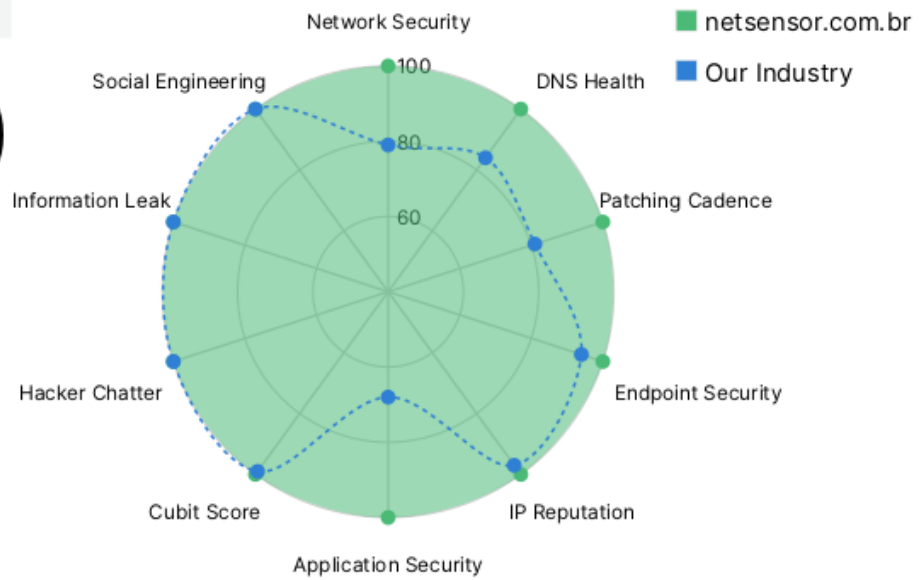
Prepared by  SecurityScorecard

Board Summary for netsensor.com.br

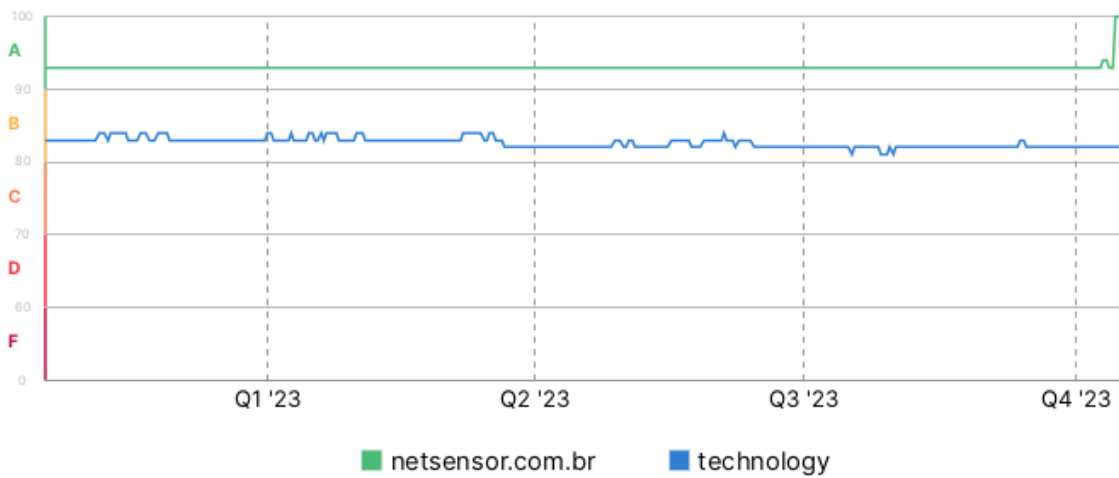
Prepared on Oct 18, 2023

OUR CURRENT SECURITY SCORE

A 100



OUR SECURITY SCORE HISTORY (LAST 12 MONTHS)





NetSensor's Industry Standards Compliance

NetSensor's cybersecurity posture is rated as 100% positive indicators of compliance with all 32 industry standards analyzed.

riskrecon mastercard

Q
Dashboard
Portfolio ▾
My Company ▾
My Account ▾

Curious about your Own Enterprise Financial Quantification? [Learn More](#)

NetSensor

[Overview](#)
[Security Profile](#)
[IT Profile](#)
[Action Plan](#)
[PDF / Data Downloads](#)
[Benchmark](#)
[Company Profile](#)
Compliance

Assessment Date: Nov 9, 2023

Quick Share

Industry Standards

<div style="text-align: center; font-weight: bold; margin-bottom: 5px;">NIST CSF 1.1</div> <div style="display: flex; align-items: center; justify-content: center;"> <div style="border: 2px solid green; border-radius: 50%; width: 60px; height: 60px; display: flex; align-items: center; justify-content: center; margin-right: 10px;"> 100% Positive Indicators </div> <div style="font-size: 0.8em;"> <table border="1" style="border-collapse: collapse; text-align: center;"> <tr><td style="background-color: #28a745; color: white;">A</td><td>100%</td></tr> <tr><td>B</td><td>0%</td></tr> <tr><td>C</td><td>0%</td></tr> <tr><td>D</td><td>0%</td></tr> <tr><td>F</td><td>0%</td></tr> </table> </div> </div>	A	100%	B	0%	C	0%	D	0%	F	0%	<div style="text-align: center; font-weight: bold; margin-bottom: 5px;">NERC CIP</div> <div style="display: flex; align-items: center; justify-content: center;"> <div style="border: 2px solid green; border-radius: 50%; width: 60px; height: 60px; display: flex; align-items: center; justify-content: center; margin-right: 10px;"> 100% Positive Indicators </div> <div style="font-size: 0.8em;"> <table border="1" style="border-collapse: collapse; text-align: center;"> <tr><td style="background-color: #28a745; color: white;">A</td><td>100%</td></tr> <tr><td>B</td><td>0%</td></tr> <tr><td>C</td><td>0%</td></tr> <tr><td>D</td><td>0%</td></tr> <tr><td>F</td><td>0%</td></tr> </table> </div> </div>	A	100%	B	0%	C	0%	D	0%	F	0%	<div style="text-align: center; font-weight: bold; margin-bottom: 5px;">LS-ISA0</div> <div style="display: flex; align-items: center; justify-content: center;"> <div style="border: 2px solid green; border-radius: 50%; width: 60px; height: 60px; display: flex; align-items: center; justify-content: center; margin-right: 10px;"> 100% Positive Indicators </div> <div style="font-size: 0.8em;"> <table border="1" style="border-collapse: collapse; text-align: center;"> <tr><td style="background-color: #28a745; color: white;">A</td><td>100%</td></tr> <tr><td>B</td><td>0%</td></tr> <tr><td>C</td><td>0%</td></tr> <tr><td>D</td><td>0%</td></tr> <tr><td>F</td><td>0%</td></tr> </table> </div> </div>	A	100%	B	0%	C	0%	D	0%	F	0%	<div style="text-align: center; font-weight: bold; margin-bottom: 5px;">ISO/IEC 27001:2013</div> <div style="display: flex; align-items: center; justify-content: center;"> <div style="border: 2px solid green; border-radius: 50%; width: 60px; height: 60px; display: flex; align-items: center; justify-content: center; margin-right: 10px;"> 100% Positive Indicators </div> <div style="font-size: 0.8em;"> <table border="1" style="border-collapse: collapse; text-align: center;"> <tr><td style="background-color: #28a745; color: white;">A</td><td>100%</td></tr> <tr><td>B</td><td>0%</td></tr> <tr><td>C</td><td>0%</td></tr> <tr><td>D</td><td>0%</td></tr> <tr><td>F</td><td>0%</td></tr> </table> </div> </div>	A	100%	B	0%	C	0%	D	0%	F	0%
A	100%																																										
B	0%																																										
C	0%																																										
D	0%																																										
F	0%																																										
A	100%																																										
B	0%																																										
C	0%																																										
D	0%																																										
F	0%																																										
A	100%																																										
B	0%																																										
C	0%																																										
D	0%																																										
F	0%																																										
A	100%																																										
B	0%																																										
C	0%																																										
D	0%																																										
F	0%																																										
<div style="text-align: center; font-weight: bold; margin-bottom: 5px;">CSA CAIQ-LITE v3.0.1</div> <div style="display: flex; align-items: center; justify-content: center;"> <div style="border: 2px solid green; border-radius: 50%; width: 60px; height: 60px; display: flex; align-items: center; justify-content: center; margin-right: 10px;"> 100% Positive Indicators </div> <div style="font-size: 0.8em;"> <table border="1" style="border-collapse: collapse; text-align: center;"> <tr><td style="background-color: #28a745; color: white;">A</td><td>100%</td></tr> <tr><td>B</td><td>0%</td></tr> <tr><td>C</td><td>0%</td></tr> <tr><td>D</td><td>0%</td></tr> <tr><td>F</td><td>0%</td></tr> </table> </div> </div>	A	100%	B	0%	C	0%	D	0%	F	0%	<div style="text-align: center; font-weight: bold; margin-bottom: 5px;">CSA CCM 3.0.1</div> <div style="display: flex; align-items: center; justify-content: center;"> <div style="border: 2px solid green; border-radius: 50%; width: 60px; height: 60px; display: flex; align-items: center; justify-content: center; margin-right: 10px;"> 100% Positive Indicators </div> <div style="font-size: 0.8em;"> <table border="1" style="border-collapse: collapse; text-align: center;"> <tr><td style="background-color: #28a745; color: white;">A</td><td>100%</td></tr> <tr><td>B</td><td>0%</td></tr> <tr><td>C</td><td>0%</td></tr> <tr><td>D</td><td>0%</td></tr> <tr><td>F</td><td>0%</td></tr> </table> </div> </div>	A	100%	B	0%	C	0%	D	0%	F	0%	<div style="text-align: center; font-weight: bold; margin-bottom: 5px;">EBA GL 2019-02</div> <div style="display: flex; align-items: center; justify-content: center;"> <div style="border: 2px solid green; border-radius: 50%; width: 60px; height: 60px; display: flex; align-items: center; justify-content: center; margin-right: 10px;"> 100% Positive Indicators </div> <div style="font-size: 0.8em;"> <table border="1" style="border-collapse: collapse; text-align: center;"> <tr><td style="background-color: #28a745; color: white;">A</td><td>100%</td></tr> <tr><td>B</td><td>0%</td></tr> <tr><td>C</td><td>0%</td></tr> <tr><td>D</td><td>0%</td></tr> <tr><td>F</td><td>0%</td></tr> </table> </div> </div>	A	100%	B	0%	C	0%	D	0%	F	0%	<div style="text-align: center; font-weight: bold; margin-bottom: 5px;">NIST 800-171 rev2</div> <div style="display: flex; align-items: center; justify-content: center;"> <div style="border: 2px solid green; border-radius: 50%; width: 60px; height: 60px; display: flex; align-items: center; justify-content: center; margin-right: 10px;"> 100% Positive Indicators </div> <div style="font-size: 0.8em;"> <table border="1" style="border-collapse: collapse; text-align: center;"> <tr><td style="background-color: #28a745; color: white;">A</td><td>100%</td></tr> <tr><td>B</td><td>0%</td></tr> <tr><td>C</td><td>0%</td></tr> <tr><td>D</td><td>0%</td></tr> <tr><td>F</td><td>0%</td></tr> </table> </div> </div>	A	100%	B	0%	C	0%	D	0%	F	0%
A	100%																																										
B	0%																																										
C	0%																																										
D	0%																																										
F	0%																																										
A	100%																																										
B	0%																																										
C	0%																																										
D	0%																																										
F	0%																																										
A	100%																																										
B	0%																																										
C	0%																																										
D	0%																																										
F	0%																																										
A	100%																																										
B	0%																																										
C	0%																																										
D	0%																																										
F	0%																																										
<div style="text-align: center; font-weight: bold; margin-bottom: 5px;">CMMC v1.02</div> <div style="display: flex; align-items: center; justify-content: center;"> <div style="border: 2px solid green; border-radius: 50%; width: 60px; height: 60px; display: flex; align-items: center; justify-content: center; margin-right: 10px;"> 100% Positive Indicators </div> <div style="font-size: 0.8em;"> <table border="1" style="border-collapse: collapse; text-align: center;"> <tr><td style="background-color: #28a745; color: white;">A</td><td>100%</td></tr> <tr><td>B</td><td>0%</td></tr> <tr><td>C</td><td>0%</td></tr> <tr><td>D</td><td>0%</td></tr> <tr><td>F</td><td>0%</td></tr> </table> </div> </div>	A	100%	B	0%	C	0%	D	0%	F	0%	<div style="text-align: center; font-weight: bold; margin-bottom: 5px;">TAC 202</div> <div style="display: flex; align-items: center; justify-content: center;"> <div style="border: 2px solid green; border-radius: 50%; width: 60px; height: 60px; display: flex; align-items: center; justify-content: center; margin-right: 10px;"> 100% Positive Indicators </div> <div style="font-size: 0.8em;"> <table border="1" style="border-collapse: collapse; text-align: center;"> <tr><td style="background-color: #28a745; color: white;">A</td><td>100%</td></tr> <tr><td>B</td><td>0%</td></tr> <tr><td>C</td><td>0%</td></tr> <tr><td>D</td><td>0%</td></tr> <tr><td>F</td><td>0%</td></tr> </table> </div> </div>	A	100%	B	0%	C	0%	D	0%	F	0%	<div style="text-align: center; font-weight: bold; margin-bottom: 5px;">CIS Controls v7</div> <div style="display: flex; align-items: center; justify-content: center;"> <div style="border: 2px solid green; border-radius: 50%; width: 60px; height: 60px; display: flex; align-items: center; justify-content: center; margin-right: 10px;"> 100% Positive Indicators </div> <div style="font-size: 0.8em;"> <table border="1" style="border-collapse: collapse; text-align: center;"> <tr><td style="background-color: #28a745; color: white;">A</td><td>100%</td></tr> <tr><td>B</td><td>0%</td></tr> <tr><td>C</td><td>0%</td></tr> <tr><td>D</td><td>0%</td></tr> <tr><td>F</td><td>0%</td></tr> </table> </div> </div>	A	100%	B	0%	C	0%	D	0%	F	0%	<div style="text-align: center; font-weight: bold; margin-bottom: 5px;">SIG Lite 2020</div> <div style="display: flex; align-items: center; justify-content: center;"> <div style="border: 2px solid green; border-radius: 50%; width: 60px; height: 60px; display: flex; align-items: center; justify-content: center; margin-right: 10px;"> 100% Positive Indicators </div> <div style="font-size: 0.8em;"> <table border="1" style="border-collapse: collapse; text-align: center;"> <tr><td style="background-color: #28a745; color: white;">A</td><td>100%</td></tr> <tr><td>B</td><td>0%</td></tr> <tr><td>C</td><td>0%</td></tr> <tr><td>D</td><td>0%</td></tr> <tr><td>F</td><td>0%</td></tr> </table> </div> </div>	A	100%	B	0%	C	0%	D	0%	F	0%
A	100%																																										
B	0%																																										
C	0%																																										
D	0%																																										
F	0%																																										
A	100%																																										
B	0%																																										
C	0%																																										
D	0%																																										
F	0%																																										
A	100%																																										
B	0%																																										
C	0%																																										
D	0%																																										
F	0%																																										
A	100%																																										
B	0%																																										
C	0%																																										
D	0%																																										
F	0%																																										
<div style="text-align: center; font-weight: bold; margin-bottom: 5px;">GDPR</div>	<div style="text-align: center; font-weight: bold; margin-bottom: 5px;">SIG Lite 2021</div>	<div style="text-align: center; font-weight: bold; margin-bottom: 5px;">Archer ERA</div>	<div style="text-align: center; font-weight: bold; margin-bottom: 5px;">PCI DSS 3.2.1</div>																																								



Curious about your Own Enterprise Financial Quantification? [Learn More](#)

NetSensor

Assessment Date: Nov 9, 2023

[Quick Share](#)

Overview Security Profile IT Profile Action Plan PDF / Data Downloads Benchmark Company Profile **Compliance**

<p>GDPR</p> <p>A 100%</p> <p>100%</p> <p>Positive Indicators</p> <p>B 0% C 0% D 0% F 0%</p>	<p>SIG Lite 2021</p> <p>A 100%</p> <p>100%</p> <p>Positive Indicators</p> <p>B 0% C 0% D 0% F 0%</p>	<p>Archer ERA</p> <p>A 100%</p> <p>100%</p> <p>Positive Indicators</p> <p>B 0% C 0% D 0% F 0%</p>	<p>PCI DSS 3.2.1</p> <p>A 100%</p> <p>100%</p> <p>Positive Indicators</p> <p>B 0% C 0% D 0% F 0%</p>
<p>AITEC-AIMA DDQ</p> <p>A 100%</p> <p>100%</p> <p>Positive Indicators</p> <p>B 0% C 0% D 0% F 0%</p>	<p>HECVAT FULL</p> <p>A 100%</p> <p>100%</p> <p>Positive Indicators</p> <p>B 0% C 0% D 0% F 0%</p>	<p>UKCE 2021</p> <p>A 100%</p> <p>100%</p> <p>Positive Indicators</p> <p>B 0% C 0% D 0% F 0%</p>	<p>SIG Core 2021</p> <p>A 100%</p> <p>100%</p> <p>Positive Indicators</p> <p>B 0% C 0% D 0% F 0%</p>
<p>NCA ECC-1 2018</p> <p>A 100%</p> <p>100%</p> <p>Positive Indicators</p> <p>B 0% C 0% D 0% F 0%</p>	<p>LGPD</p> <p>A 100%</p> <p>100%</p> <p>Positive Indicators</p> <p>B 0% C 0% D 0% F 0%</p>	<p>DORA</p> <p>A 100%</p> <p>100%</p> <p>Positive Indicators</p> <p>B 0% C 0% D 0% F 0%</p>	<p>HIPAA</p> <p>A 100%</p> <p>100%</p> <p>Positive Indicators</p> <p>B 0% C 0% D 0% F 0%</p>
<p>CIS Controls v8</p>	<p>NCA CCC-1:2020</p>	<p>SIG LITE 2022</p>	<p>ISO/IEC 27001:2017</p>


NetSensor

Assessment Date: Nov 9, 2023

Quick Share

Overview Security Profile IT Profile Action Plan PDF / Data Downloads Benchmark Company Profile **Compliance**

CIS Controls v8




NCA CCC-1:2020




SIG LITE 2022




ISO/IEC 27001:2017




Security Directive 1582-21-01



SIG Lite 2023



PCI DSS 4.0



Secure Controls Framework 2023_2

